

Fox Electronics Headquarters  
5570 Enterprise Parkway  
Fort Myers, FL 33905 USA  
Tel: 888-GET-2-FOX  
Outside US: +1.239.693.0099  
Fax: +1.239.693.1554

Fox Electronics EMEA  
14 Banks Road  
Biggleswade, Bedfordshire  
SG18 0DY, United Kingdom  
Tel/Fax: +44.1767.312632

Fox Electronics Asia  
4/F Gold & Silver Commercial Bldg.  
12-18 Mercer St.  
Central, Hong Kong  
Tel: +852.2854.4285  
Fax: +852.2854.4282

Fox Electronics Japan  
3-28-6-1A Yoyogi  
Shibuya-ku, Tokyo 151  
Japan  
Tel: +81.3.3374.2079  
Fax: +81.3.3377.5221

## Product Change Notification

**PCN Publish Date:** 07/12/2007

**PCN#:** 275

**Change Title:** Product Dimensional Changes

**Products Affected:** All 5x3.2mm Ceramic SMD 4 pad HCMOS Oscillators.  
See table on following page for list of all affected Fox model and part numbers.

**Description of Change to the Customer:** To improve our production capability, and promote PCB layout compatibility across the product line, we are making the following package dimension changes:

Pad size – from 1.0x0.85mm to 1.2x1.0mm

Height – From 0.95±0.15mm to 1.3mm Max

Castellations on 3.2mm side – One center castellation, two offset from the center, or no castellations may be present.

Solder pad layout – From 1.4x1.4mm to 1.24x1.29mm (for compatibility with XpressO series; the new package dimensions are still compatible with the 1.4x1.4mm layout.)

A drawing showing the old and new dimensions is attached on page 3.

**Schedule of Change:** Change is effective immediately.

**Customer Impact and Response:** We sincerely hope this change will have minimal impact on our customers. If you have any questions, please email Fox Technical Support at [www.foxonline.com/email.htm](http://www.foxonline.com/email.htm) or call 239-693-0099.

FOX 5x3.2mm Ceramic SMD 4 Pad HCMOS OSCILLATORS

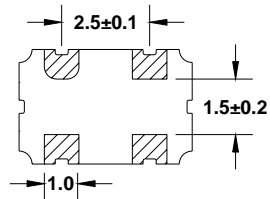
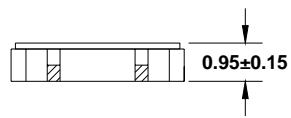
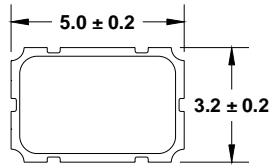
Fox Model Number	Fox Part Number
510L	551- Frequency-xxxxx*
510LR	552- Frequency-xxxxx*
515L	553- Frequency-xxxxx*
515LR	554- Frequency-xxxxx*
516L	555- Frequency-xxxxx*
516LR	556- Frequency-xxxxx*
518L	557- Frequency-xxxxx*
F520L	661-Frequency-xxxxx*
F520LR	662-Frequency-xxxxx *
F525L	663-Frequency-xxxxx *
F525LR	664-Frequency-xxxxx *
F526L	499-Frequency-xxxxx *
F526LR	659-Frequency-xxxxx *
F528L	520-Frequency-xxxxx *
F530L	474-Frequency-xxxxx *
F530LR	475-Frequency-xxxxx *
F535L	476-Frequency-xxxxx *
F535LR	550-Frequency-xxxxx *
F536L	492-Frequency-xxxxx *
F536LR	636-Frequency-xxxxx *
F538L	546-Frequency-xxxxx *
F540L	558-Frequency-xxxxx *
F540LR	559-Frequency-xxxxx *
F545L	560-Frequency-xxxxx *
F545LR	561-Frequency-xxxxx *
F546L	562-Frequency-xxxxx *
F546LR	563-Frequency-xxxxx *
F548L	564-Frequency-xxxxx *
F550L	477-Frequency-xxxxx *
F550LR	478-Frequency-xxxxx *
F555L	479-Frequency-xxxxx *
F555LR	675-Frequency-xxxxx *
F556L	494-Frequency-xxxxx *
F558L	608-Frequency-xxxxx *
F550H	480-Frequency-xxxxx *
F550HR	481-Frequency-xxxxx *
F555H	482-Frequency-xxxxx *
F555HR	723-Frequency-xxxxx *
F556H	493-Frequency-xxxxx *

\*(xxxxx = random number.

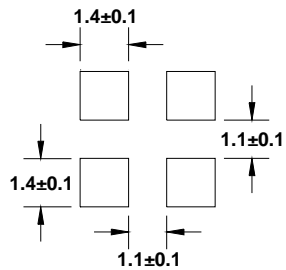
For more information on Fox part numbers, see <http://foxonline.com/onefamilytype.asp> on the Fox website.)

## 5X3.2mm HCMOS OSCILLATOR DIMENSION CHANGES

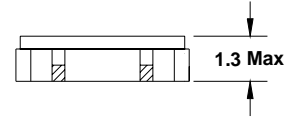
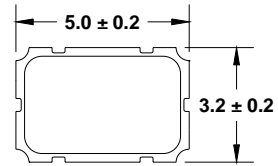
OLD



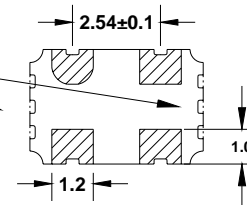
Recommended Solder Pad Layout



NEW



One center castellation, two offset from center castellations, or no castellations may be present on sides.



Recommended Solder Pad Layout

