

Fox Electronics Headquarters
5570 Enterprise Parkway
Fort Myers, FL 33905 USA
Tel: 888-GET-2-FOX
Outside US: +1.239.693.0099
Fax: +1.239.693.1554

Fox Electronics EMEA
14 Banks Road
Biggleswade, Bedfordshire
SG18 0DY, United Kingdom
Tel/Fax: +44.1767.312632

Fox Electronics Asia
4/F Gold & Silver Commercial Bldg.
12-18 Mercer St.
Central, Hong Kong
Tel: +852.2854.4285
Fax: +852.2854.4282

Fox Electronics Japan
3-28-6-1A Yoyogi
Shibuya-ku, Tokyo 151
Japan
Tel: +81.3.3374.2079
Fax: +81.3.3377.5221

Product Change Notification

PCN Publish Date: 11/20/2006

PCN#: 257

Change Title: HC49SDLF Series Dimensional Changes

Products Affected: Model Number -- HC49SDLF Series
FOX Part Number -- 278LF-Frequency-xxxxx (xxxxx = random number)
(For more information on Fox part numbers, see <http://foxonline.com/onefamilytype.asp>
on the Fox website.)

Description of Change to the Customer: In order correct some drawing errors and to bring our datasheet more in line with our production specifications, we are changing certain HC49SDLF dimensional specifications as outlined below.

Top of can length – from 10.21 ± 0.1 mm to 10.3mm Max
Top of can width – from 3.71 ± 0.1 mm to 3.8mm Max
Base insulator length – from 11.2 ± 0.5 mm to 11.7mm Max
Total length – from 12.9 ± 1.0 mm to 13.9mm Max

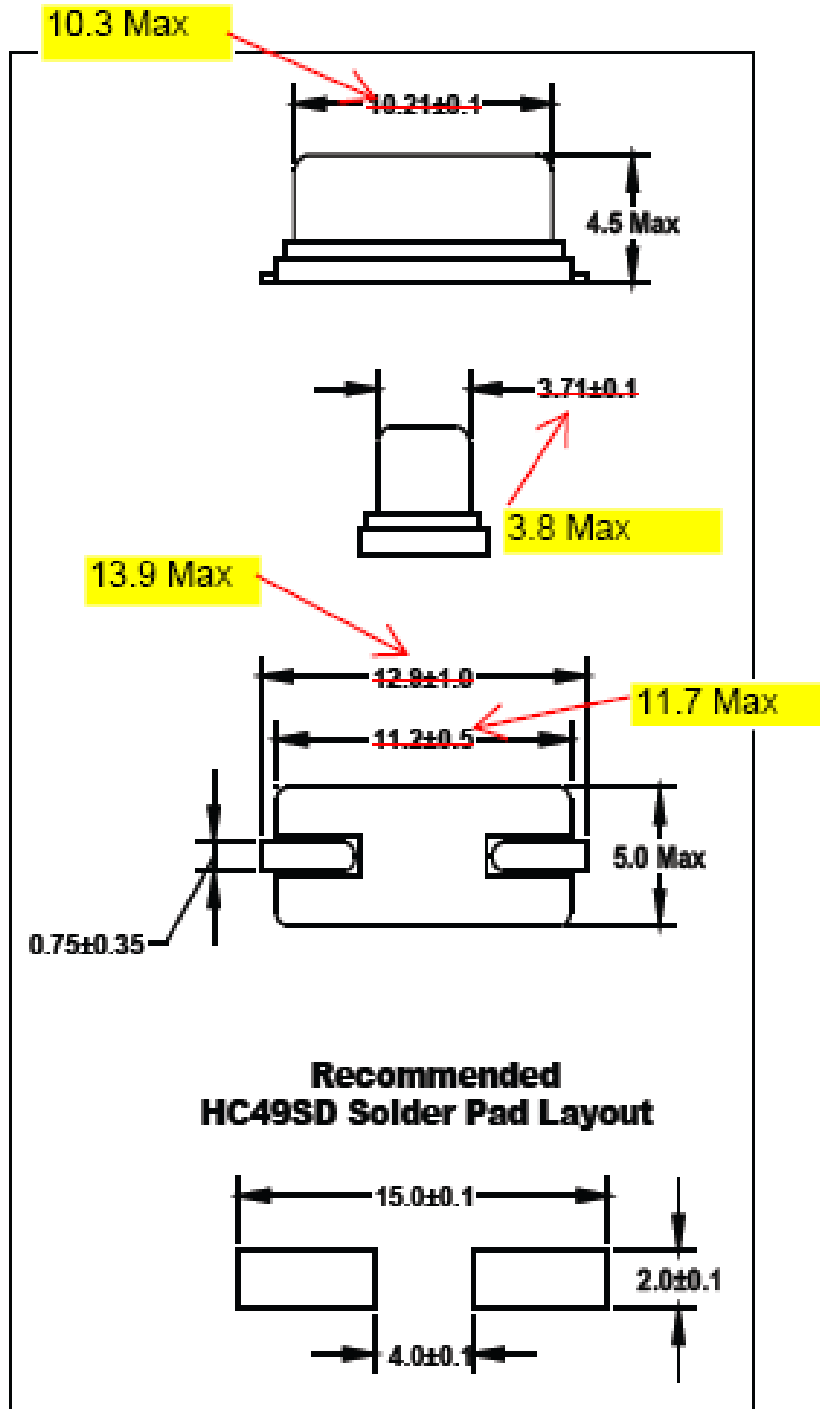
A markup showing the exact changes and a revised dimensional drawing are attached.

There are no changes to electrical functionality and the recommended solder pad layout remains the same.

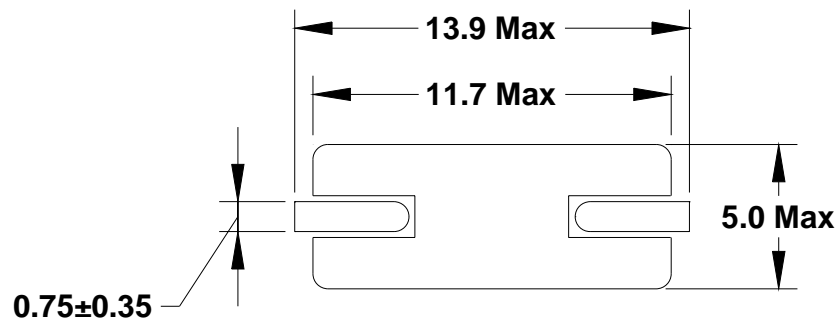
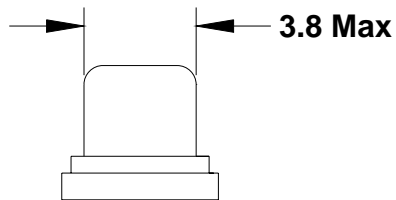
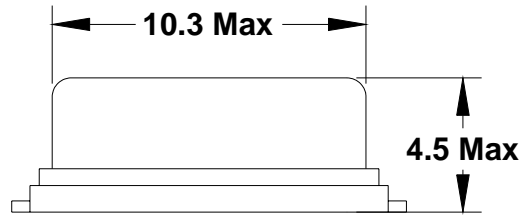
Schedule of Change: Change is effective immediately.

Customer Impact and Response: We believe this change will have minimal impact on our customers. If you have any questions, please email Fox Technical Support at www.foxonline.com/email.htm or call 239-693-0099.

HC49SDLF Dimensional Changes 11/20/06



HC49SDLF Revised Dimensional Drawing 11/20/06



Recommended
HC49SD Solder Pad Layout

